

Keyworth Primary & Nursery School

Key Stage 2 Results 2019 (28 Children)

(note: 4 pupils joined school at end of KS2, page 2 shows school performance for the 24 who did majority of KS2 at our school)

Progress Values 2019 (all 28 children). National value is 0

Reading = +0.25

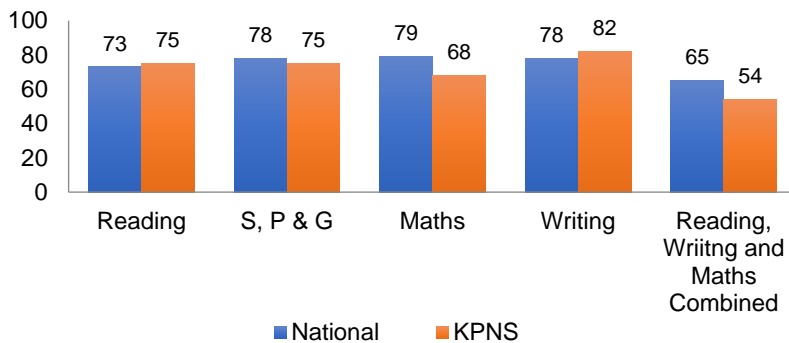
Writing = +3.11

Maths = +1.53

65% of pupils nationally reached the new expected standard in reading, writing and maths

At KPNS 53.6 % of pupils reached the expected standard in reading, writing and maths.

Comparative data – EXS+ National vs KPNS (28 children) 2019 Tests



Significance:

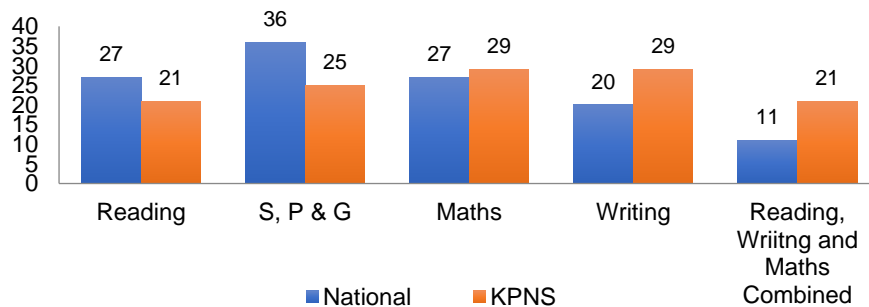
R= 0 child different to national

W= 2 children above national

M= 3 children below national

SP&G= 0 child different to national

Comparative data – Higher Standard National vs KPNS (28 children) 2019 Tests



Significance:

R= 1 child below national

W= 2 children above national

M= 0 child different to national

SP&G= 3 children below national

Key Stage 2 Results 2019 (24 Children)

Progress Values 2019 (24 children who did majority of KS2 at our school). National value is 0

Reading = +0.9

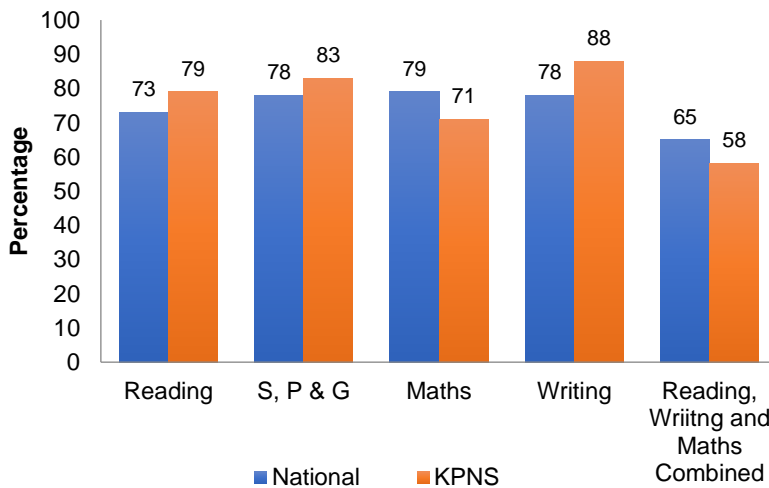
Writing = +4.2

Maths = +2.2

65% of pupils nationally reached the new expected standard in reading, writing and maths

At KPNS **58.3%** of pupils reached the expected standard in reading, writing and maths.

Comparative data – EXS+ National vs KPNS (24 children) 2019 Tests



Significance:

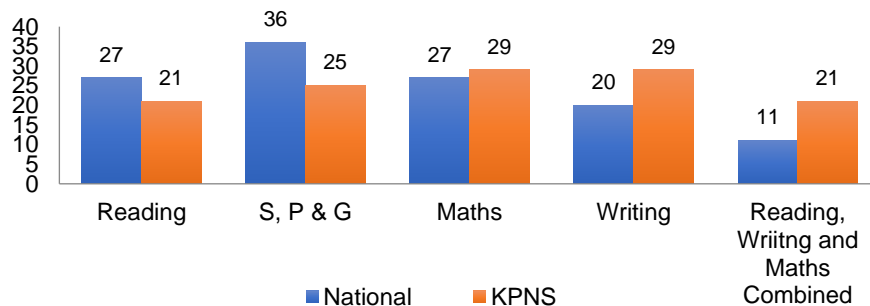
R= 1 child above national

W= 2 children above national

M= 2 children below national

SP&G= 1 child below national

Comparative data – Higher Standard National vs KPNS (24 children) 2019 Tests



Significance:

R= 1 child below national

W= 2 children above national

M= 0 child different to national

SP&G= 2 children below national