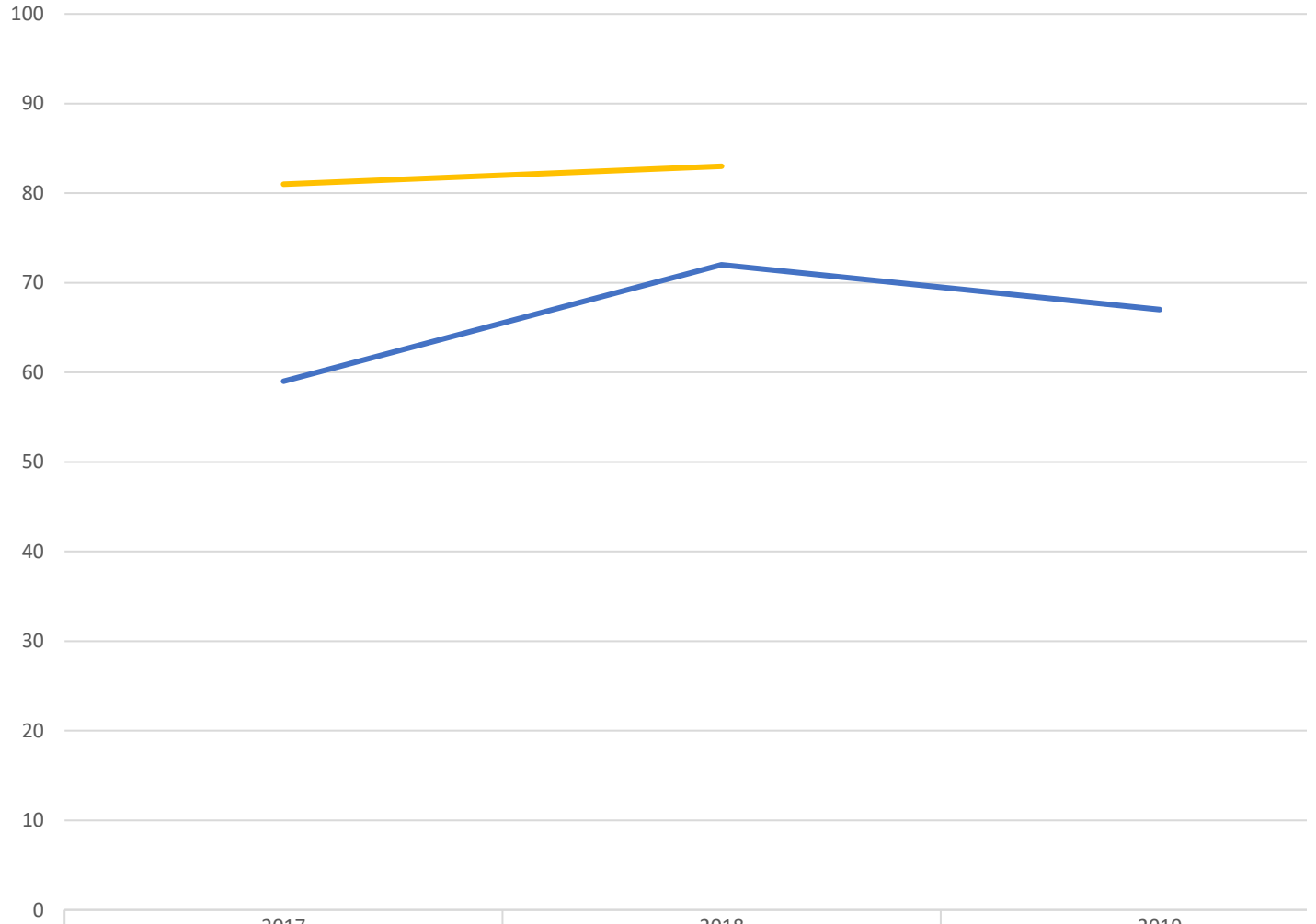


EYFS GLD



	2017	2018	2019
School	60	83	50
National	71	72	
Cohort Size	15	6	10
Number of pupils different to national	-1	0	-2

Yr1 Phonics



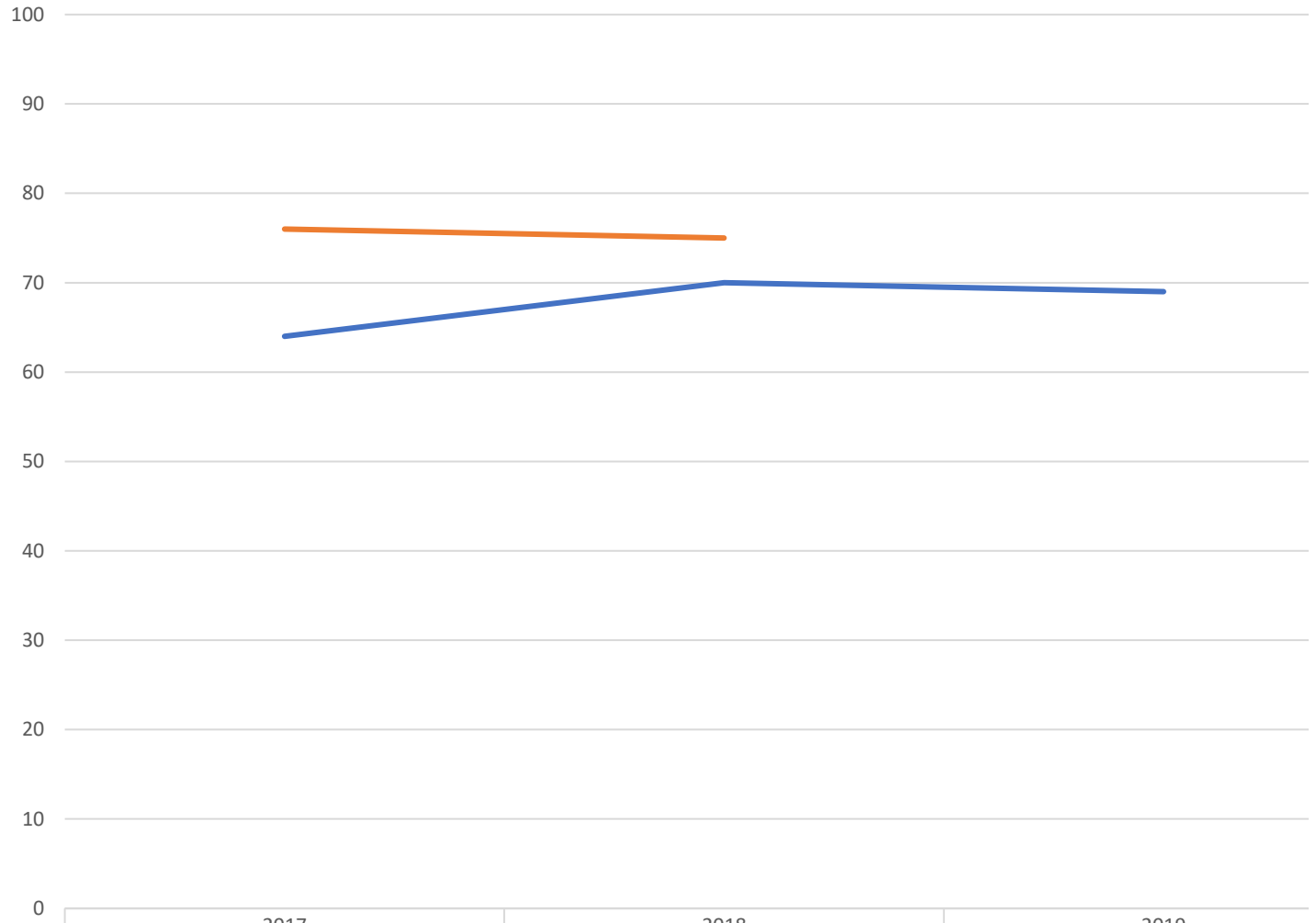
	2017	2018	2019
School	59	72	67
Cohort Size	22	18	6
Number of pupils different to national	-4	-1	0
National	81	83	

Yr2 Phonics



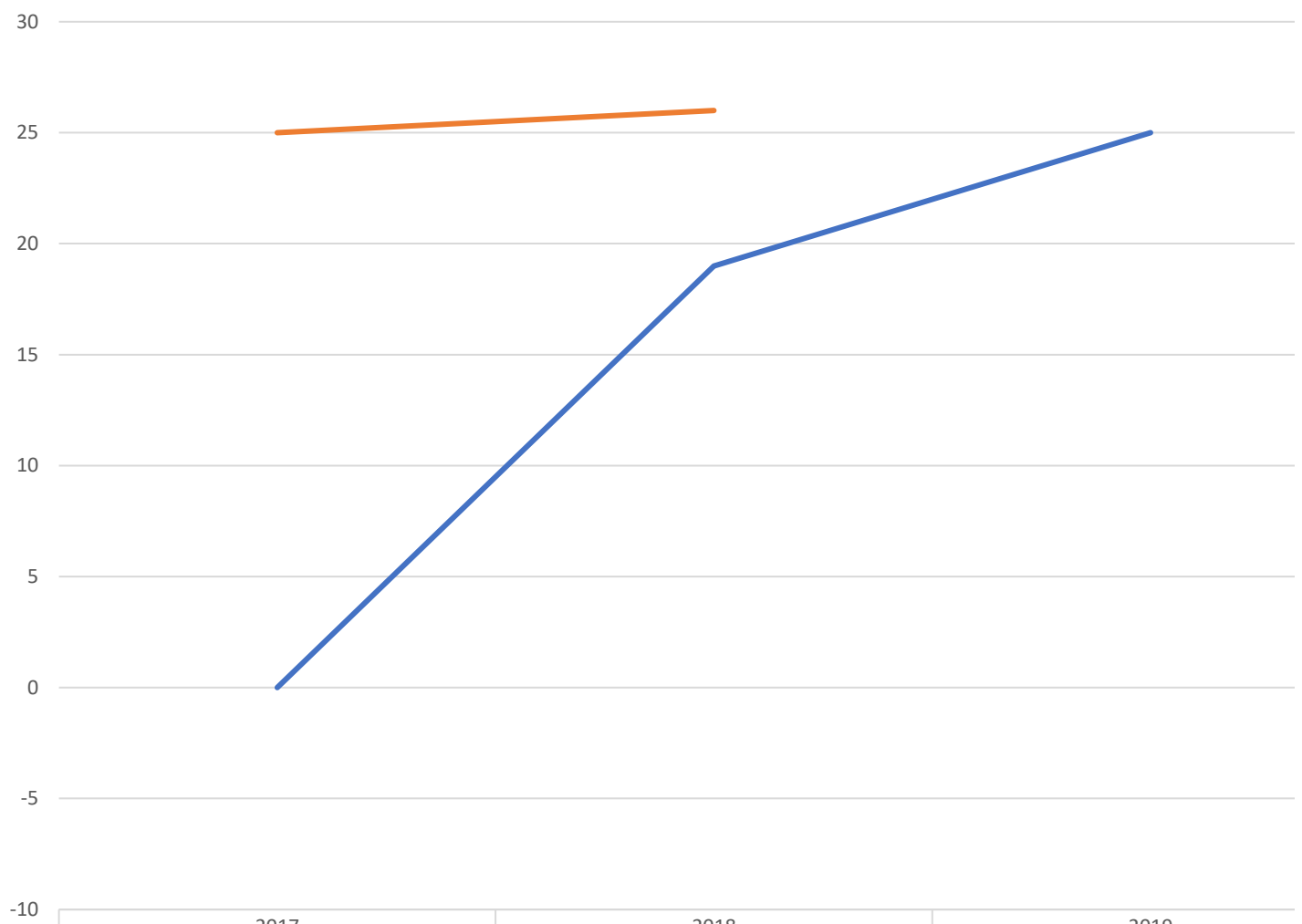
	2017	2018	2019
School	71	96	81
Cohort Size	14	27	16
Number of pupils different to national	-2	1	-1
National	92	92	

KS1 Rea EXS+



	2017	2018	2019
School	64	70	69
National	76	75	
Cohort Size	14	27	16
Number of pupils different to national	-1	-1	0

KS1 Rea GDS



	2017	2018	2019
School	0	19	25
National	25	26	
Cohort Size	14	27	16
Number of pupils different to national	-3	-1	0

KS1 Wri EXS+



School	50	59	69
National	68	70	70
Cohort Size	14	27	16
Number of pupils different to national	-2	-2	0

KS1 Wri GDS



	2017	2018	2019
School	0	15	6
National	16	16	
Cohort Size	14	27	16
Number of pupils different to national	-2	0	-1

KS1 Maths EXS+



	2017	2018	2019
School	57	81	63
National	75	76	
Cohort Size	14	27	16
Number of pupils different to national	-2	-1	-2

KS1 Maths GDS



	2017	2018	2019
School	0	19	19
National	21	22	
Cohort Size	14	27	16
Number of pupils different to national	-2	0	0