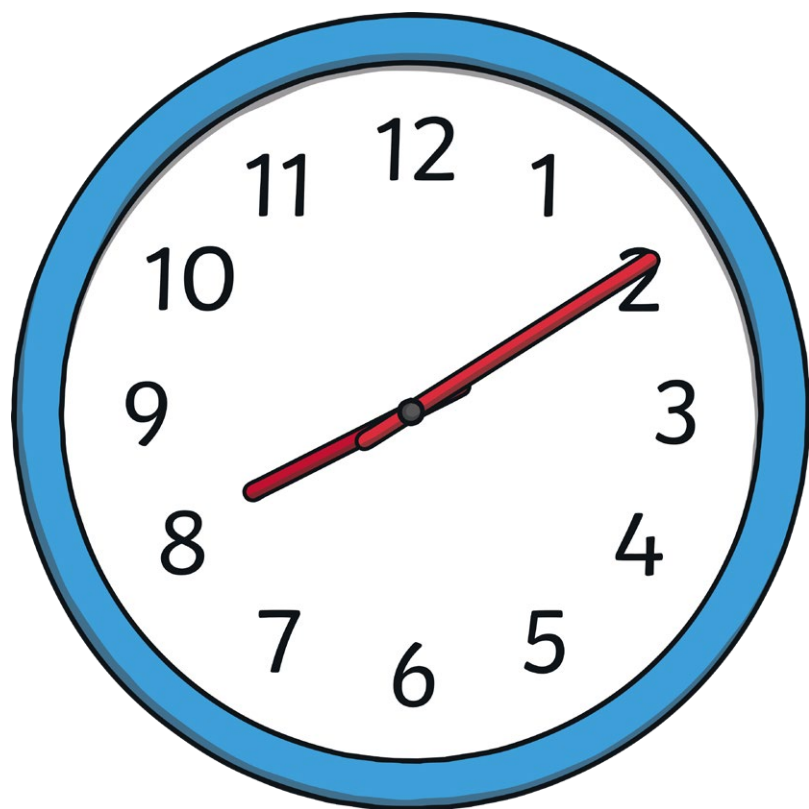



Position and Direction

Challenge Cards Set 3



Turn the clock hand:

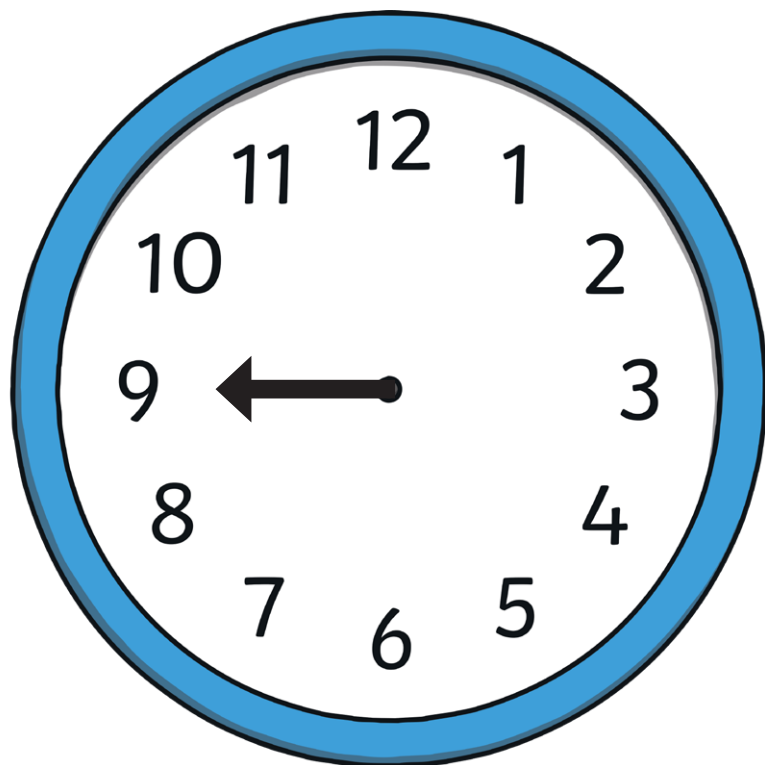
- A half turn clockwise
- A quarter turn clockwise
- A full turn clockwise
- A quarter turn clockwise



What number is the hand pointing to?

Turn the clock hand:


- A half turn anticlockwise
- A quarter turn clockwise
- A half turn anticlockwise
- A quarter turn clockwise



What number is the hand pointing to?

Turn the clock hand:

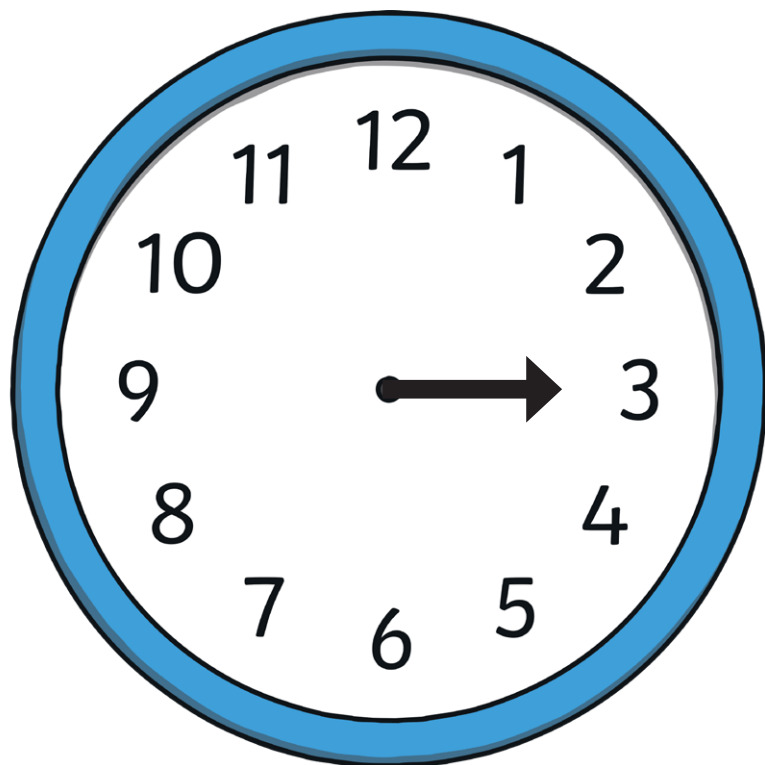
- A whole turn clockwise
- A half turn anticlockwise
- A three-quarter turn anticlockwise
- A half turn clockwise



What number is the hand pointing to?

Turn the clock hand:


- A three-quarter turn clockwise
- A quarter turn anticlockwise
- A full turn anticlockwise
- A three-quarter turn clockwise



What number is the hand pointing to?

Turn the clock hand:


- A quarter turn clockwise
- A half turn clockwise
- A quarter turn anticlockwise
- A full turn clockwise



What number is the hand pointing to?

Turn the clock hand:


- A half turn clockwise
- A quarter turn anticlockwise
- A half turn anticlockwise
- A quarter turn anticlockwise



What number is the hand pointing to?

Turn the clock hand:

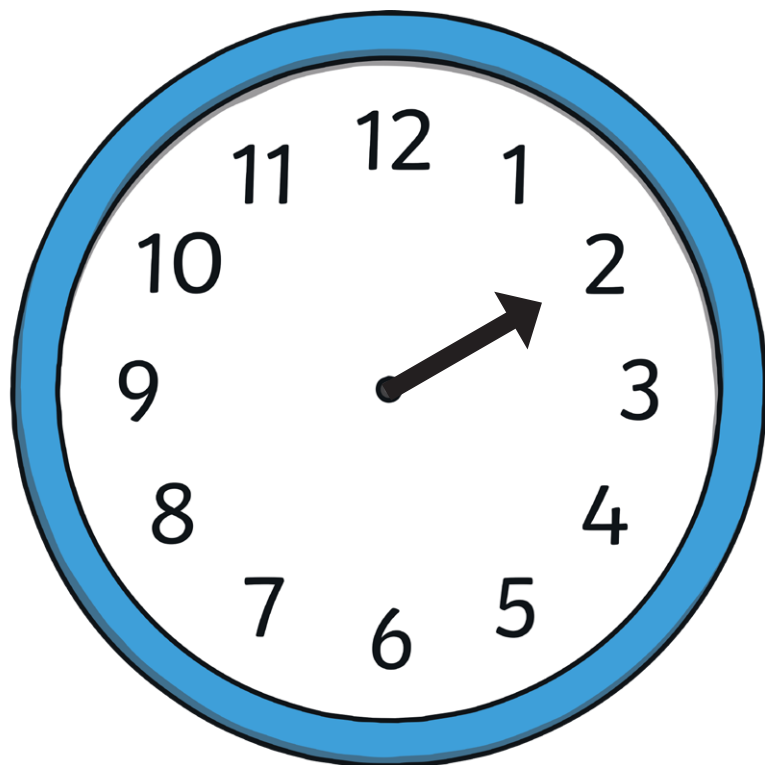
- A full turn anticlockwise
- A three-quarter turn clockwise
- A full turn anticlockwise
- A half turn clockwise



What number is the hand pointing to?

Turn the clock hand:

- A three-quarter turn clockwise
- A quarter turn clockwise
- A full turn anticlockwise
- A half turn clockwise



What number is the hand pointing to?

Answers:

1. 12
2. 3
3. 9
4. 6
5. 5
6. 10
7. 11
8. 8