

WELCOME TO RECEPTION



A welcome from the Senior Leadership Team



Mr Peter Cresswell
Executive Head
Teacher



Mrs Gemma King
Deputy Head
Teacher



Mrs Helen Holmes
Deputy Head
Teacher and
SENCO

We would like to warmly welcome our new children and families into our KPNS Family. We are your Senior Leadership Team and you will often see us around school. We also like to pop down to the Foundation Unit to see all your wonderful work, share stories with you and to award you special certificates and stickers for being superstars!

We look forward to seeing your big smiles in September!

Miss Inglis



EYFS lead
F2 teacher
Mon-Wed

Mrs Gerrard



F2 teacher
Thur-Fri

Mrs Boon



F1 teacher

Welcome!

The Foundation Team at Keyworth Primary school are pleased to meet you.

Mrs Gibaldi



EYFS
teaching
Assistant

Mrs Wiles



EYFS teaching
Assistant

Mrs Duffield



EYFS
teaching
Assistant



Early Years

WHERE THE

Magic

BEGINS

Parents as Partners

- We have lots of ways to get in touch and lots of ways for you to feel involved.

The School Website

Our school website is regularly updated with “Latest News” and “Events”

www.keyworth.notts.sch.uk



A Class Blog Page



Learning apps & Reading Diaries

- Doodle math's
- Reading Diary

The Tapestry App



- What we have been up to in school
- Sharing photos from home
- If you need to get in touch (non urgent)

We also use other means of communication.

- Text messages
 - Online calendar updates
 - Dragons Roar newsletter
 - School office
- office@keyworth.notts.sch.uk or call

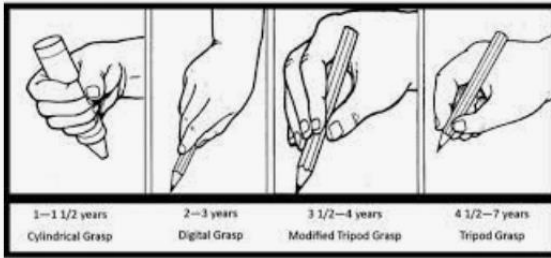
Helping to prepare your child for school...

Independence skills:


- Dressing themselves
- Putting their own shoes/socks on
- Putting on their own coat and attempting to fasten
- Toileting independently and say when they need to go & washing hands
- Tidying up
- Sharing toys and taking turns
- Feeding themselves/opening own lunch box
- Wait their turn (short periods of time)





Other ways to help get ready for school...



- Sharing books and stories
- Counting toys and objects
- Singing songs and nursery rhymes
- Develop fine motor skills (Lego/playdough/threading)
- Follow simple instructions (baking is great for this)
- Play turn taking games
- Help them to spot the letters in their name



Talk and ask question's...

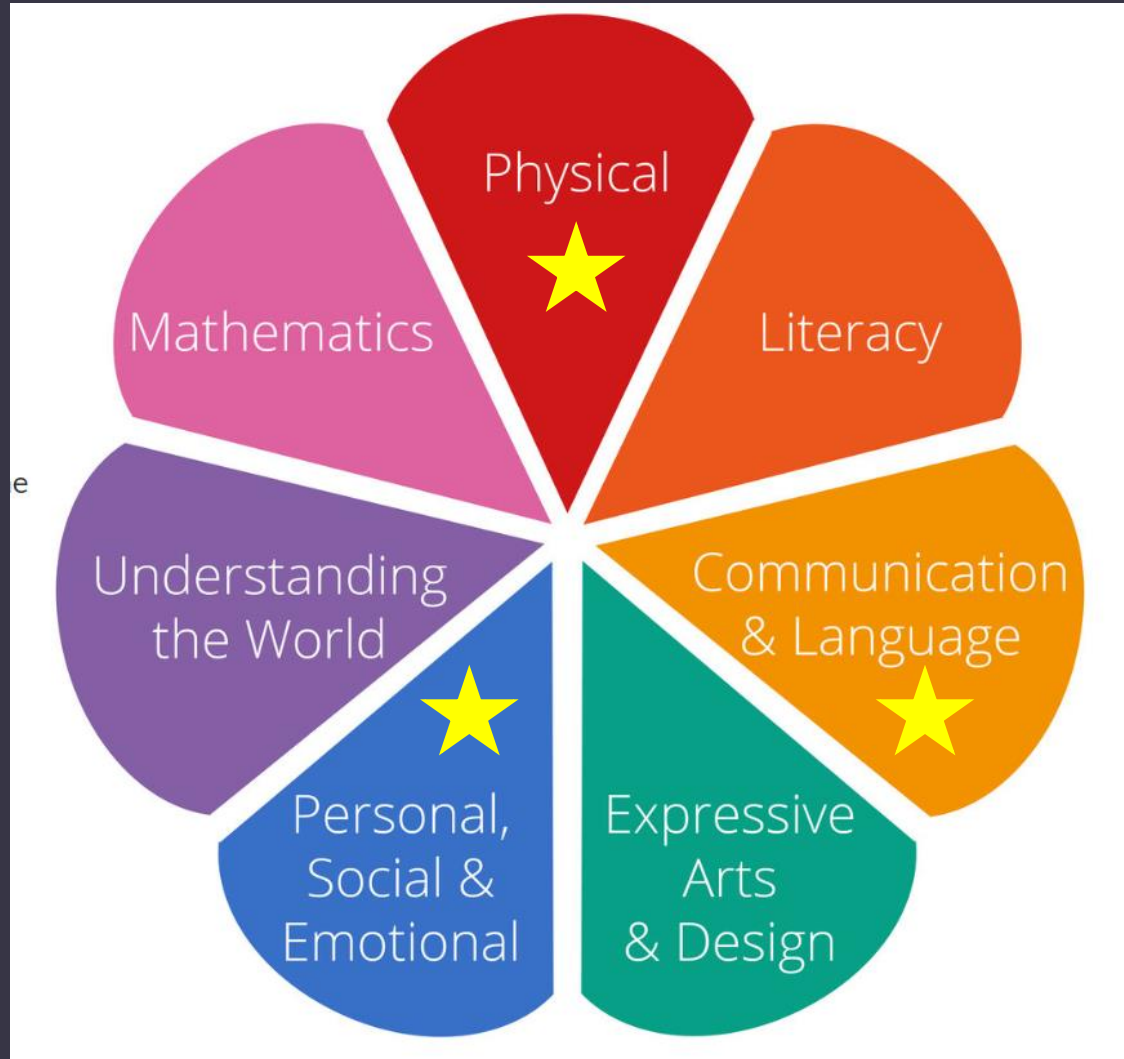


Most importantly... Play, have fun and explore together!

Play HELPS a child...



The Early Years curriculum...



Throughout the year we work with your child to develop the skills and attitudes needed in order to become effective learners... We call these the Characteristics of effective learning:

Playing and Exploring
– Engagement

- Finding out and exploring
- Playing with what they know
- Being willing to 'have a go'

Active Learning
– Motivation

- Being involved and concentrating
- Keeping trying
- Enjoying achieving what they set out to do

Creating and Thinking
Critically
– Thinking

- Having their own ideas
- Making links
- Choosing ways to do things

Our Curriculum...

Our 'Big Idea': Let it Grow!

Some of the wonderful books that will bring our topic to life:

Enquiry Questions

- What do plants need to grow?
- What can we grow?
- How do we care for plants?
- What job do worms do?
- What are roots?
- What can we grow in a garden?
- Where do fruit and vegetables come from?
- What vegetables grow under the ground?
- Why are fruits and vegetables good for us?
- How do trees change?
- Who is Vincent Van Gogh?

Key Vocabulary

plant	grow
seed	root
stem	flower
water	sunlight
temperature	soil
worm	leaf
petal	branch
turnip	sunflower

Our 'Big Idea': Books, Books, Brilliant Books!

In this topic, we will be sharing wonderful stories that we know the children will love. We will be familiarising them with story structures and encouraging them to re-tell the stories, as well as invent their own brilliant, imaginative tales.

Some of the wonderful books we will be sharing:

Enquiry Questions

The questions below will run throughout our topic:

- Can you re-tell a story?
- Can you create your own story?
- What is a character?
- What does an Author do?
- What does an Illustrator do?
- What is your favourite story?
- Can you describe the setting of a story?

Here are some more specific questions linked to stories of the week:

- How do people celebrate Chinese New Year?
- What can we bake?
- What are ingredients?
- How do we stay healthy?
- Why are fruits and vegetables good for us?
- How do we follow the Keyworth code?

Key Vocabulary

setting	character
author	illustrator
villain	pretend
imagination	adventure
forest	lake
recipe	hero
tradition	Chinese New Year
rescue	trap
healthy	exercise

Our 'Big Idea': Oh, we do like to be beside the seaside...

Some of the wonderful books that will bring our topic to life:

Enquiry Questions

- What animals live in the sea?
- Why do fish have gills?
- Why do sharks have sharp teeth?
- What might we find in rockpools?
- Why do some animals have shells?
- What do pirates wear?
- What can we find at the seaside?
- What can we do at the seaside?
- How do we stay safe in the sun?
- How can we help keep our beaches and sea nice and clean?

Key Vocabulary

sea	beach
jellyfish	shark
fin	scales
octopus	dolphin
seahorse	whale
rockpool	seaweed
crab	shallow
deep	float
sink	protect
rubbish	seagull



A typical day in Reception...

- Morning activities & Register
- Sharing of weekly challenges
- Continuous provision
- Daily phonics session
- Snack time
- Maths sessions and games
- Weekly PE sessions
- Lunch time (we will support with this whilst the children are settling in)
- Focus activities/small group activities
- Fine motor activities
- Topic or themed activities
- Lots and lots of story times and singing!

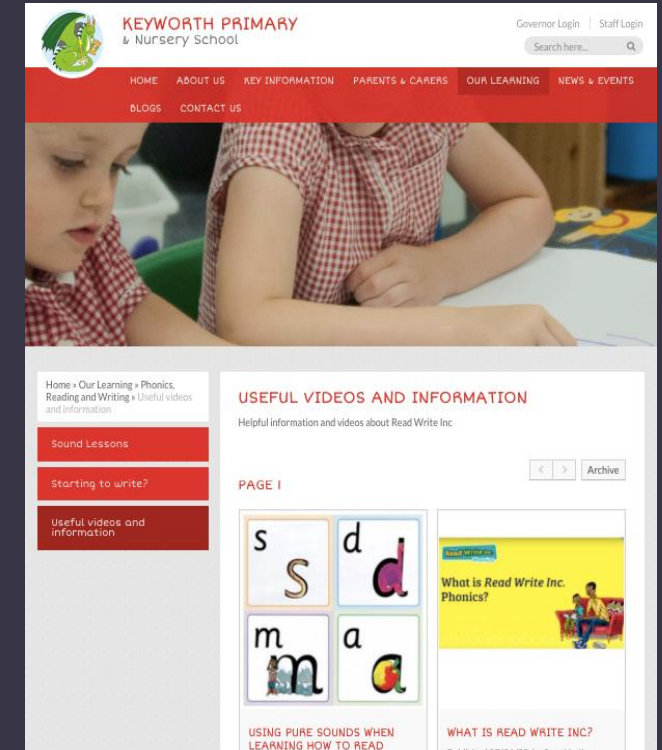
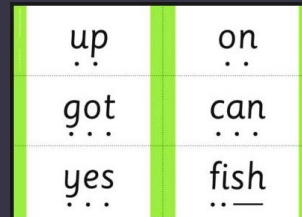


Phonics

- We follow RWI phonics scheme
- Try to support children learning the 'pure sounds' (see this video)
- We tend to focus on lowercase letters and introduce capitals when the children are confident at the end of the year.

Ways to help at home:

- Create a love of reading sharing books together
- Listen for sounds in the environment
- Sing songs and rhymes
- Play 'I spy' and word games
- Regularly check and sign reading diaries/book bags



We have lots of information on the school website of how to support your child with phonics at home. We also share regular tapestry updates and will have a phonics meeting in the Autumn term.



We will be holding a Phonics Evening early in the first term



Are you interested in how we teach your child to read, write and spell?

Why don't you come along to a Phonics Evening, and we will show you the RWI method we use.

Learn about Fred the Frog! Speedy Sounds, Special friends Ditties and Special Reading Books.

Find out how we use sound buttons and special friends to help the children learn how to blend sounds to make words.



Find out how we teach letter formation so that you can help your child at home.

A creche will be available so please feel free to bring younger children along.



Maths

- We follow White Rose math's Scheme
- We learn our math's through directed teacher inputs and continuous provision
- We post lots of updates on tapestry sharing our math's sessions in school and what the children have been learning.



Ways to help at home:

- Sing counting songs together
- Look out for numbers in the environment (supermarkets, buses etc)
- Carefully count objects/toys
- Point out shapes in the environment
- Make patterns together
- Do jig-saws together
- Bake – measuring ingredients

	Week 1	Week 2	Week 3	Week 4	Week 5	Week 6	Week 7	Week 8	Week 9	Week 10	Week 11	Week 12
Autumn	Getting to Know You			Just Like Me!			It's Me 1 2 3!			Light and Dark		
Spring	Alive in 5!			Growing 6, 7, 8			Building 9 and 10			Consolidation		
Summer	To 20 and Beyond			First Then Now			Find My Pattern			On The Move		

Reading

- Come to Blaze's Reading Lair!
- In the school dining room every day from 8:30 to 8:50am
- The children can read their own books or choose from an exciting range of books available.
- Collect 50 attendance stamps and get one of Blaze's special prizes.
- All children must be accompanied by an adult and then taken to their class entry door at 8:50am.



Try and get a reading award!

- Bronze, silver and gold! – Our reading award system starts in F1.



What if my child needs a bit extra support?

Children With Additional Needs and Emotional Support Offer

- Keyworth Primary values each of its children as individuals and we work to ensure that all children, regardless of their specific needs, make the best possible progress in school, both academically and in terms of social and emotional development.
- Your child may join the school with you already having some concerns about aspects of their development or concerns may arise from you or school staff during their time in school. There is a wide range of special educational needs for which children may need extra support. Sometimes these needs are only short term, others may continue through a child's school life and some children may have a specific diagnosis. All children are treated as individuals and their needs are assessed on an individual basis.
- We are very proud of our holistic approach to the development of our children and, along with identifying concerns and then providing specific and targeted provision to support academic development, we also are acutely aware that children may, from time to time, require some emotional support. We have staff skilled with identifying these needs and then signposting to specific support or working within the setting to facilitate this. Alongside this, we are pleased that we have our Emotional Literacy Support Assistant working across the school with children; sometimes on an individual basis and sometimes in a group setting.
- Your child's teacher will communicate with you on a regular basis and you will also meet the school's SENCO, Mrs Holmes. The Foundation team and Mrs Holmes will work together to ensure that your child is giving the support he or she needs. You are also welcome to make an appointment with your child's teacher or Mrs Holmes at any time via contacting the school office.



How can you help school..... to help your child?

Pupil Premium

Do you have a low income? Is your child entitled to the Pupil Premium?

If you are entitled, your child receives the 'Pupil Premium':

- You get over £3000 worth of free school dinners over the 7 years your child will be at school
- School gets extra funding to support your child and others.

For your child:

- We may be able to part fund some trips and residentials
- We may be able to provide free music lessons
- We may be able to support you in other ways
- We may be able to support you with subsidised child care

Other pupils, parents and many staff members don't know who receives the pupil premium.

How to apply?

Qualifying benefits

The pupil premium is available to pupils in receipt of, or whose parents are in receipt of, one or more of the qualifying benefits:

- Universal Credit (provided you have an annual net earned income of no more than £7,400, as assessed by earnings from up to three of your most recent assessment periods)
- Income Support
- Income-based Jobseeker's Allowance (JSA)
- Income-related Employment and Support Allowance (ESA)
- Support under Part VI of the Immigration and Asylum Act 1999
- The guarantee element of Pension Credit
- Child Tax Credit (with no Working Tax Credit) with an annual gross income of no more than £16,190
- Working Tax Credit run-on (paid for the four weeks after the person stops qualifying for Working Tax Credit)

<https://www.nottinghamshire.gov.uk/education/school-meals/free-school-meals-and-milk>

How can you help?

Good Attendance means...

Being in school at least 97% of the time or 184 to 190 days

Remember

Your education is important - don't miss out!

Did you know?

A two week holiday in term time means that the highest attendance a child can achieve is **94.7%**



Important information...



Fruit and milk is provided at school - no extra snacks are needed.




Drop your child off and collect them at the school door. If someone else is picking them up, let us know.



Please check your child's bag daily for notes and books. Books must go straight back in the bag.



Label all of your child's belongings - even shoes!



Uniform...

The items shown here are all available from the school office. Other items in the list below are readily available from children's clothing suppliers or local supermarkets.

PUPILS SHOULD WEAR:

- Grey skirt or pinafore dress
- Black or grey trousers or shorts
- White blouse or shirt
- Red and white checked dress
- Red sweatshirt, cardigan or fleece
- Flat, plain, black shoes that do not feature branding (not trainers)

For PE...

- Black shorts
- Red t-shirt
- Plimsolls or trainers
- Tracksuit/warm top for cold weather




Other useful tips

- Read, read and read some more.
- Work on independence skills. They will support your children far more than trying to work on academics.
- Talk to your child about school- explain what is going to happen and that you will be there to pick them up!
- Research different types of healthy lunch boxes.
- Bring a labelled water bottle every day. **No juice is allowed, however you can add a slice of fruit to flavour water if needed.**



Throughout the year, we will invite you to 'Stay and Play' sessions in school and local trips:

- Regular sessions where everyone is welcome to come in and take part in a variety of activities in the Foundation Unit. Why not have grandparents come in or bring a younger sibling?
- A Special time for you and others to become involved in your child's school day.



We offer a variety of sessions such as:-

- Story café sessions
- Sound sack games
- Yo -Yoga
- Visits to the library
- Write dance
- Special visitors
- Trips into the community



Lots of ideas and resources.



microwave
PLAY DOUGH

- 2 Cups Flour
- 1 Cup Salt
- 1 Teaspoons Cream of Tartar
- 2 Cups Water
- 2 Tablespoons Oil
- Food Coloring or unsweetened Kool-Aid brand mix for color and scent

Microwave 1 minute on HIGH, stir, and continue cooking and stirring in 1 minute intervals until mixture is too thick to stir and makes a ball.



WINDMILLS CHILDCARE



BEFORE AND AFTER SCHOOL CLUB (2-11 YEARS)

Located on the school site, Dragon's den, our before and after school club offers provision term time for children aged 2-11 years old. We provide a safe, fun environment for the children to relax and play freely. We offer places to children from both the school and Windmills preschool. The younger children benefit from a keyworker and we work with you to support their next steps and development.

SESSION TIMES

MON-FRI (TERM TIME ONLY)

7:30AM-9:00AM

3:30PM-6:00PM

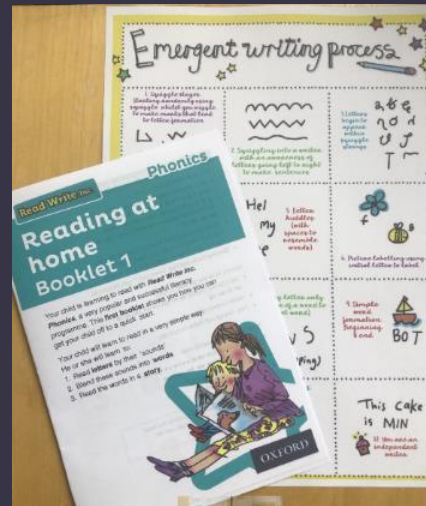
HOLIDAY CLUB

We offer a holiday club through every school holiday with the exception of Christmas. For more information please click the tab on the left of this window or [click here](#).



WINDMILLS
CHILDCARE

GOODY BAGS...





We look forward to welcoming you on Tuesday 5th September

Please feel free to ask any questions 😊